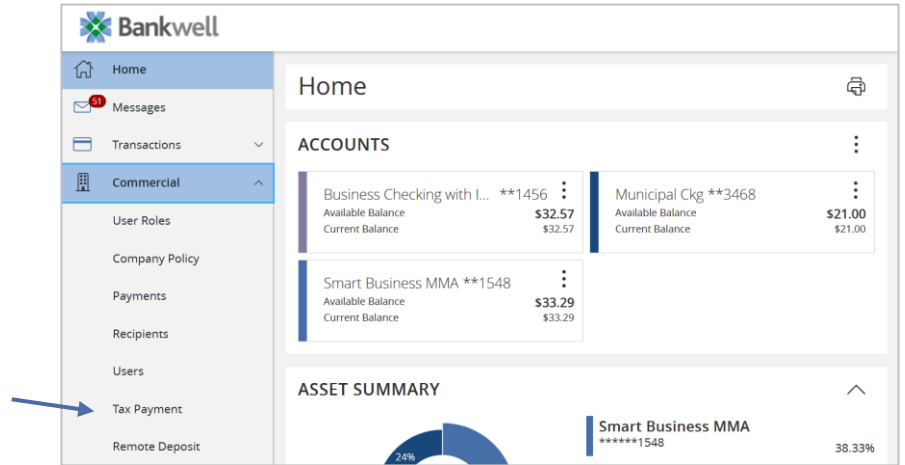
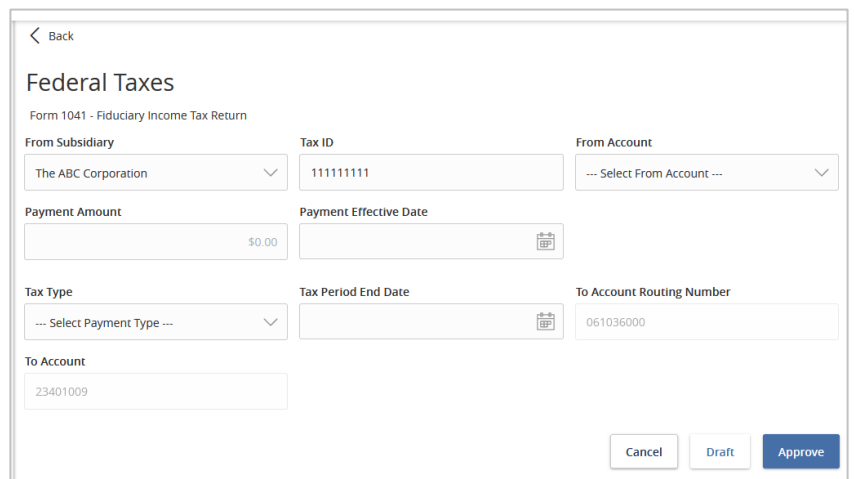
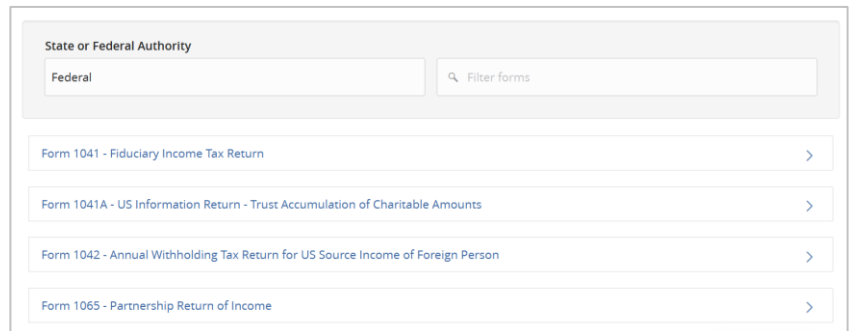


Select the 'Commercial' menu and then select 'Tax Payment'.



### Federal Tax Payments

1. Select 'Federal' in the 'State or Federal Authority' drop down menu.
2. Select the desired tax form.
3. Complete all required fields in the form.
4. Review the information on the screen for accuracy and then select 'Approve' to authorize the payment or 'Draft' to initiate.



Questions? We're here to help.  
Customer Service: 203.652.2940

## State Tax Payments

1. Select the corresponding state from the 'State or Federal Authority' drop down menu.
2. Select the desired tax form.
3. Complete all required fields in the form.
4. Review the information on the screen for accuracy and then select 'Approve' to authorize the payment or 'Draft' to initiate.

